


## (I) (a) Statement showing Shareholding Pattern


Name of the Company: Ashok Alco-Chem Limited			
Scrip Code: 524594 Name of the scrip ASHOKALC class of security: Equity Shares			
Quarter ended 31.03.2014			
Partly paid-up shares	No. of partly paid-up shares	As a % of total no. of partly paid-up shares	As a % of total no. of shares of the company
Held by Promoter / Promoter Group	0	0.00	0.00
Held by public	0	0.00	0.00
<b>Total</b>	<b>0</b>	<b>0.00</b>	<b>0.00</b>
Outstanding convertible securities	No. of outstanding securities	As a % of total No. of outstanding convertible securities	As a % of total no. of shares of the company, assuming full conversion of the convertible securities
Held by Promoter / Promoter Group	0	0.00	0.00
Held by public	0	0.00	0.00
<b>Total</b>	<b>0</b>	<b>0.00</b>	<b>0.00</b>
Warrants	No. of warrants	As a % of total no. of warrants	As a % of total no. of shares of the company, assuming full conversion of warrants
Held by Promoter / Promoter Group	450000	100.00	9.78
Held by public	0	0.00	0.00
<b>Total</b>	<b>450000</b>	<b>100.00</b>	<b>9.78</b>
<b>Total paid-up capital of the company assuming full conversion of warrants and convertible securities</b>			<b>4600343</b>




**Statement Showing Shareholding Pattern**

Table (I) (a)

Category Code	Category of shareholder	Number of shareholders	Total number of shares	Number of shares held in dematerialised form	Total shareholding as a percentage of total number of shares		Shares pledged or otherwise encumbered	
					As a percentage of (A+B)	As a percentage of (A+B+C)	Number of shares	As a percentage (IX) =
					(VI)	(VII)	(VIII)	(VIII)/(IV)*100
(I)	(II)	(III)	(IV)	(V)	(VI)	(VII)	(VIII)	(VIII)/(IV)*100
(A)	<b>Shareholding of Promoter and Promoter Group</b>							
1	<b>Indian</b>							
(a)	Individuals/Hindu Undivided Family	0	0	0	0.00	0.00	0.00	0.00
(b)	Central Government/State Government(s)	0	0	0	0.00	0.00	0.00	0.00
(c)	Bodies Corporate	1	2068632	2068632	49.84	49.84	0.00	0.00
(d)	Financial Institutions / Banks	0	0	0	0.00	0.00	0.00	0.00
(e)	Any Other (specify)	0	0	0	0.00	0.00	0.00	0.00
	<b>Sub Total (A)(1)</b>	<b>1</b>	<b>2068632</b>	<b>2068632</b>	<b>49.84</b>	<b>49.84</b>	<b>0.00</b>	<b>0.00</b>
2	<b>Foreign</b>							
(a)	Individuals (Non-Resident Individuals/Foreign Individuals)	0	0	0	0.00	0.00	0.00	0.00
(b)	Bodies Corporate	0	0	0	0.00	0.00	0.00	0.00
(c)	Institutions	0	0	0	0.00	0.00	0.00	0.00
(d)	Qualified Foreign Investors	0	0	0	0.00	0.00	0.00	0.00
(e)	Any Other (specify)	0	0	0	0.00	0.00	0.00	0.00
	<b>Sub Total (A)(2)</b>	<b>0</b>	<b>0</b>	<b>0</b>	<b>0.00</b>	<b>0.00</b>	<b>0.00</b>	<b>0.00</b>
	<b>Total Shareholding of Promoter and Promoter Group (A)=(A)(1)+(A)(2)</b>	<b>1</b>	<b>2068632</b>	<b>2068632</b>	<b>49.84</b>	<b>49.84</b>	<b>0.00</b>	<b>0.00</b>
(B)	<b>Public shareholding</b>							
1	<b>Institutions</b>							
(a)	Mutual Funds/UTI	1	100	0	0.00	0.00	0.00	0.00
(b)	Financial Institutions / Banks	2	384692	384592	9.27	9.27	0.00	0.00
(c)	Central Government/State Government(s)	0	0	0	0.00	0.00	0.00	0.00
(d)	Venture Capital Funds	0	0	0	0.00	0.00	0.00	0.00
(e)	Insurance Companies	0	0	0	0.00	0.00	0.00	0.00
(f)	Foreign Institutional Investors	0	0	0	0.00	0.00	0.00	0.00
(g)	Foreign Venture Capital Investors	0	0	0	0.00	0.00	0.00	0.00
(h)	Qualified Foreign Investors	0	0	0	0.00	0.00	0.00	0.00
(I)	Any Other (specify)	0	0	0	0.00	0.00	0.00	0.00
	<b>Sub Total (B) (1)</b>	<b>3</b>	<b>384792</b>	<b>384592</b>	<b>9.27</b>	<b>9.27</b>	<b>0.00</b>	<b>0.00</b>



Category Code	Category of shareholder	Number of shareholders	Total number of shares	Number of shares held in dematerialised form	Total shareholding as a percentage of total number of shares		Shares pledged or otherwise encumbered	
					As a percentage of (A+B)	As a percentage of (A+B+C)	Number of shares	As a percentage (IX) =
					(VI)	(VII)	(VIII)	(VIII)/(IV)*100
(I)	(II)	(III)	(IV)	(V)	(VI)	(VII)	(VIII)	(VIII)/(IV)*100
2	Non-institutions							
(a)	Bodies Corporate	46	405018	404218	9.76	9.76	0.00	0.00
(b) (i)	Individuals - shareholders holding nominal share capital up to Rs 1 Lakh	3011	783263	564413	18.87	18.87	0.00	0.00
(ii)	Individual shareholders holding nominal share capital in excess of Rs. 1 Lakh	11	492724	492724	11.87	11.87	0.00	0.00
(c)	Qualified Foreign Investors	0	0	0	0.00	0.00	0.00	0.00
(d)	Any Other							
i	Non Resident Indians (Repat)	4	2394	2394	0.06	0.06	0.00	0.00
ii	Non Resident Indians (Non Repat)	3	5750	350	0.14	0.14	0.00	0.00
iii	Foreign Nationals	0	0	0	0.00	0.00	0.00	0.00
iv	Clearing Member	14	7770	7770	0.19	0.19	0.00	0.00
v	Directors / Relatives	0	0	0	0.00	0.00	0.00	0.00
vi	Trusts	0	0	0	0.00	0.00	0.00	0.00
	Sub Total (B)(2)	3089	1696919	1471869	40.89	40.89	0.00	0.00
	Total Public Shareholding Public Group (B)=(B)(1)+(B)(2)	3092	2081711	1856461	50.16	50.16	0.00	0.00
	Total (A)+(B)	3093	4150343	3925093	100.00	100.00	0.00	0.00
(C)	Shares held by custodians and against which Depository Receipts have been issued							
i	Promoter and Promoter group	0	0	0	0.00	0.00	0.00	0.00
ii	Public	0	0	0	0.00	0.00	0.00	0.00
	Sub Total ( C )	0	0	0	0.00	0.00	0.00	0.00
	GRAND TOTAL (A)+(B)+(C)	3093	4150343	3925093	100.00	100.00	0.00	0.00



ASHOK ALCO-CHEM LIMITED

(I)(b) Statement showing holding of securities (including shares, warrants, convertible securities) of persons belonging to the category "Promoter and Promoter Group"

Sr. No.	Name of the shareholder	Details of Shares held		Encumbered shares			Details of warrants		Details of convertible securities		Total shares (including underlying shares assuming full conversion of warrants and convertible securities) as a % of diluted share capital
		Number of shares held	As a % of grand total (A)+(B)+(C)	No.	As a percentage	As a % of grand total (A)+(B)+(C) of sub-clause (I)(a)	Number of warrants held	As a % total number of warrants of the same class	Number of convertible securities held	As a % total number of convertible securities of the same class	
(I)	(II)	(III)	(IV)	(V)	(VI)=(V)/(III)* 100	(VII)	(VIII)	(IX)	(X)	(XI)	(XII)
1	AURA ALKALIES AND CHEMICALS PVT.LTD	2068632	49.84	0	0.00	0.00	450000	100	0	0.00	54.75
TOTAL		2068632	49.84	0	0.00	0.00	450000	100	0	0.00	54.75



**ASHOK ALCO-CHEM LIMITED**

<b>(I)(c)(i) Statement showing holding of securities (including shares, warrants, convertible securities) of persons belonging to the category "Public" and holding more than 1% of the total number of shares</b>								
Sr. No.	Name of the shareholder	Number of shares held	Shares as a percentage of total number of shares [i.e., Grand Total (A)+(B)+(C) indicated in Statement at para (I)(a) above]	Details of warrants		Details of convertible securities		Total shares (including underlying shares assuming full conversion of warrants and convertible securities) as a % of diluted share capital
				Number of warrants held	As a % total number of warrants of the same class	Number of convertible securities held	% w.r.t total number of convertible securities of the same class	
1	SICOM ARC LTD	384592	9.27	0	0	0	0	0.00
2	KODAI INVESTMENT AND TRADING CO PVT LTD	227951	5.49	0	0	0	0	0.00
3	SHOBHNA A KADAKIA	158303	3.81	0	0	0	0	0.00
4	ANIL MANI AL KADAKIA	119231	2.87	0	0	0	0	0.00
5	KSA SHARES & SECURITIES PVT LTD	100000	2.41	0	0	0	0	0.00
6	SNEHA SINHA	100000	2.41	0	0	0	0	0.00
<b>TOTAL</b>		<b>1090077</b>	<b>26.26</b>	<b>0</b>	<b>0</b>	<b>0</b>	<b>0</b>	<b>0.00</b>

<b>(I)(c)(ii) Statement showing holding of securities (including shares, warrants, convertible securities) of persons (together with PAC) belonging to the category "Public" and holding more than 5% of the total number of shares of the Company</b>								
Sr. No.	Name(s) of the shareholder(s) and the Persons Acting in Concert (PAC) with them	Number of shares	Shares as a percentage of total number of shares [i.e., Grand Total (A)+(B)+(C) indicated in Statement at para (I)(a) above]	Details of warrants		Details of convertible securities		Total shares (including underlying shares assuming full conversion of warrants and convertible securities) as a % of diluted share capital
				Number of warrants	As a % total number of warrants of the same class	Number of convertible securities held	% w.r.t total number of convertible securities of the same class	
1	SICOM ARC LTD	384592	9.27	0	0.00	0	0.00	0.00
2	KODAI INVESTMENT AND TRADING CO PVT LTD	227951	5.49	0	0.00	0	0.00	0.00
<b>TOTAL</b>		<b>612543</b>	<b>14.76</b>	<b>0</b>	<b>0.00</b>	<b>0</b>	<b>0.00</b>	<b>0.00</b>



ASHOK ALCO-CHEM LIMITED

(I)(d) <u>Statement showing details of locked-in shares</u>				
Sr. No.	Name of the shareholder	Number of Locked in Shares	Locked-in shares as a percentage of total number of shares {i.e., Grand Total (A)+(B)+(C) indicated in Statement at para (I)(a) above}	Promoter / Promoter Group / Public
1	AURA ALKALIES AND CHEMICALS PVT,LTD	2068632	49.84	Promoter
<b>TOTAL</b>		<b>2068632</b>	<b>49.84</b>	



ASHOK ALCO-CHEM LIMITED

(II)(a) Statement showing details of Depository Receipts (DRs)				
Sr. No.	Type of outstanding DR (ADRs, GDRs, SDRs, etc.)	Number of outstanding DRs	Number of shares underlying outstanding DRs	Shares underlying outstanding DRs as a percentage of total number of shares [i.e., Grand Total (A)+(B)+(C) indicated in Statement at para (I)(a) above]
NIL				
	TOTAL			

(II) (b) Statement showing holding of Depository Receipts (DRs), where underlying shares held by "Promoter/ Promoter Group" are in excess of 1% of the total number of shares				
Sr. No.	Name of the DR Holder	Type of outstanding DR (ADRs, GDRs, SDRs, etc.)	Number of shares underlying outstanding DRs	Shares underlying outstanding DRs as a percentage of total number of shares [i.e., Grand Total (A)+(B)+(C) indicated in Statement at para (I)(a) above]
NIL				
	TOTAL			

